

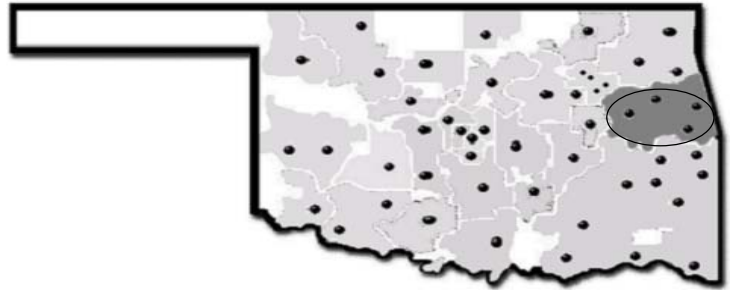
INDIAN CAPITAL TECHNOLOGY CENTER PROFILE

Oklahoma's CareerTech Districts: Indian Capital Technology Center

**2403 North 41st Street East
Muskogee, Oklahoma 74403
(918) 687-6383**

Tom Stiles, Superintendent

<http://www.ictctech.com/>

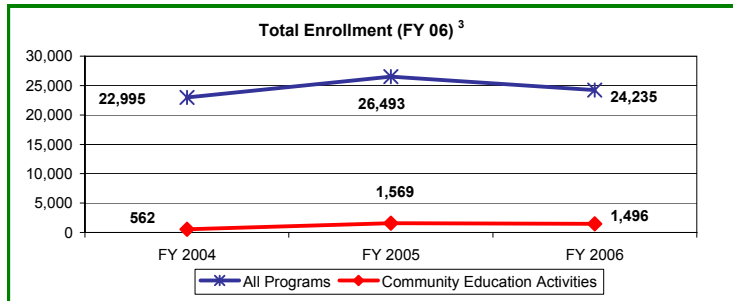


DISTRICT OVERVIEW

Demographic Data ³ (FY 06)		
	Technology Center District Enrollment	Technology Centers Statewide Average
Caucasian	79.9%	71.0%
African American	3.9%	6.8%
Asian	0.1%	1.3%
Hispanic	2.4%	5.2%
American Indian	13.6%	15.6%
Highest Educational Level for Adults Age 25+		
College Degree	17.3%	24.1%
H.S. Diploma w/o College Degree	75.6%	70.2%
Less than 12th Grade Education	7.1%	5.7%
Economically Disadvantaged Full-Time Secondary Students	66.8%	30.0%

Financial Data ² (FY 06)			
	Technology Center District	Technology Center %	Statewide %
REVENUE			
General Fund Revenue			
Revenue			
Local Funds	\$8,501,689	60.7%	64.8%
Local Ad Valorem	\$6,932,802	81.5%	81.2%
Adult Tuition	\$548,252	6.4%	11.1%
Local Other	\$1,020,635	12.0%	7.7%
State Funds	\$4,184,245	29.9%	29.6%
Federal Funds	\$1,313,400	9.4%	5.7%
Total General Fund Revenue	\$13,999,334	100%	
Building Fund Revenue			
Total Local Revenue	\$1,727,899	100.0%	
Local Taxes	\$1,727,899	100.0%	
Local Tuition/Fees	\$0	0.0%	
Local Other Sources	\$0	0.0%	
State	\$0	0.0%	
Federal	\$0	0.0%	
Total Building Fund Revenue	\$1,727,899	100%	

Cost Per Student ² (FY 06)	Technology Center District	Statewide
Average Cost Per FTE Enrollment in Full-Time Programs	\$5,310	\$6,525
Average Cost Per Enrollment in Bus. & Industry Programs	\$53	\$107



District Population & Partner Schools ^{1 & 3}

District population is 207,305 based on 2000 census data. School districts served include Belfonte, Bell, Boynton, Braggs, Briggs, Brushy, Cave Springs, Central, Checotah, Coweta, Dahlongnegah, Fort Gibson, Gans, Gore, Grandview, Greasy, Haskell, Hilldale, Hulbert, *Kansas, Keys, Liberty, Lost City, Lowrey, Marble City, Maryetta, Midway, Moffett, *Moseley, Muldrow, Muskogee, Norwood, Okay, Oktaha, Peavine, Peggs, Porter Consolidated, Porum, Rocky Mountain, Roland, Sallisaw, Shady Grove, Skelly, Stilwell, Tahlequah, Tenkiller, Vian, Wagoner, Wainright, Warner, Watts, Webbers Falls, Westville, Woodall and Zion.

*Only portions of these school districts are members of the technology center district.

TOTAL REVENUE: GENERAL FUND + BUILDING FUND =				\$15,727,233
EXPENDITURES				
Classroom Activity & Instructional Support	\$7,781,523	67.5%	63.6%	
Guidance & Counseling	\$500,883	4.3%	5.1%	
General Administration	\$200,343	1.7%	2.5%	
General Support	\$1,212,918	10.5%	11.4%	
Student Transportation	\$555,267	4.8%	3.0%	
Operation of Plant	\$1,152,635	10.0%	14.2%	
Other Services	\$120,175	1.0%	0.2%	
TOTAL EXPENDITURES	\$11,523,745	100.0%	100.0%	

Definitions of all terms can be found in the glossary at the beginning of this document.

Data provided by the following sources:

¹ Office of Accountability, State of Oklahoma

² Oklahoma Department of Career and Technology Education, Technology Center Services Division

³ Oklahoma Department of Career and Technology Education, Information Management Division

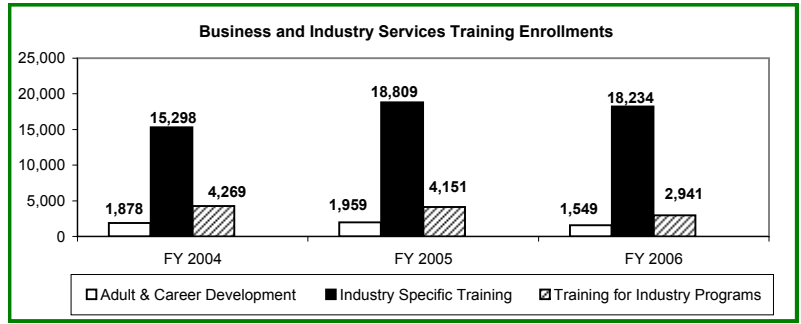
⁴ Oklahoma Department of Education

⁵ Technology Center

INDIAN CAPITAL TECHNOLOGY CENTER PROFILE

BUSINESS AND INDUSTRY SERVICES TRAINING ³

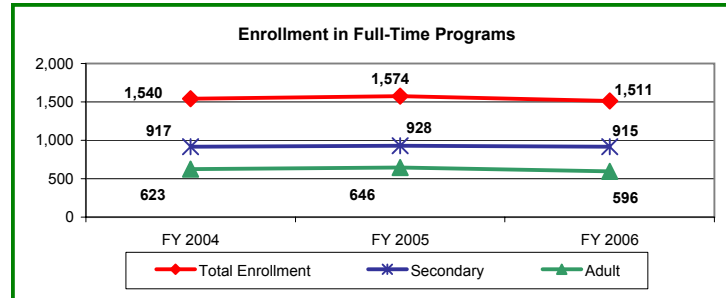
Business and Industry Services Course Statistics		
Program Type (FY 06)	Number of Classes	Hours of Training
Adult and Career Development	148	6,517
Industry Specific Training	818	6,775
Training for Industry Programs	348	2,898
Total All Programs	1,314	16,190
Total Adjunct Instructors:	118	
Total Businesses & Industries Served:	235	



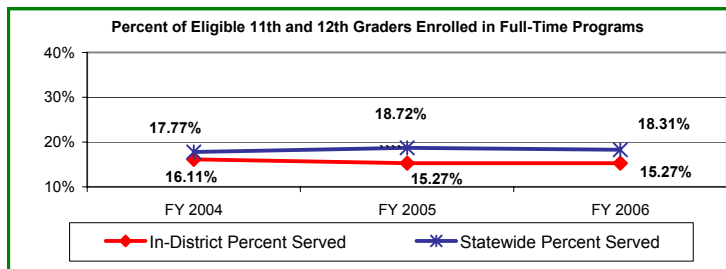
FULL-TIME PROGRAMS (FY 06) ³

Instructors (FY 06) ²	
Full-Time Program Instructors	63
National Board Certified Instructors	4
Average Annual Salary for Instructors (base salary):	
10 month contract:	44,397
11 month contract:	53,459
12 month contract:	50,217

Program Outcomes - Completion/Retention FY 06 ³			
Technology Center			
Completion Status:	Secondary	Adult	All Students
Retained in Program/Completers	74%	85%	78%
Transfers	22%	2%	14%
Leavers	4%	12%	7%
Statewide			
	Secondary	Adult	All Students
Retained in Program/Completers	85%	89%	87%
Transfers	12%	2%	8%
Leavers	4%	9%	6%



Program Outcomes - Placement FY 06 ³			
Technology Center			
Placement Status:	Secondary	Adult	All Students
Total Positive Placement	91%	88%	90%
Military	3%	1%	2%
Employed Related	43%	63%	53%
Employed Not Related	8%	9%	9%
Continuing Education	38%	15%	27%
Unemployed Seeking	6%	6%	6%
Not in Labor Force	3%	6%	4%
Statewide			
Placement Status:	Secondary	Adult	All Students
Total Positive Placement	95%	93%	94%
Military	4%	1%	2%
Employed Related	30%	71%	49%
Employed Not Related	6%	7%	7%
Continuing Education	56%	14%	36%
Unemployed Seeking	3%	4%	3%
Not in Labor Force	2%	3%	3%



PROJECTS & UNIQUE ATTRIBUTES ⁵

The Indian Capital Technology Center (ICTC) district covers seven counties with campuses located in Muskogee, Tahlequah, Sallisaw, and Stilwell. ICTC offers customized training for business and industry, adult training and education, and daytime classes open to high school juniors, seniors, and adults in preparation for the workplace or advancement into fields offered in higher education.

ICTC offers 104 sessions each school day comprised of 24 occupational programs, classes through the Oklahoma School of Science and Mathematics, four nationally certified practical nursing programs, a radiologic technology program, a certified nurse aide program, online training opportunities, and offers students a head start on college. Through cooperative alliances, students enrolled at ICTC can receive college credit granted by Connors State College and OSU/Oklmulgee.

Secondary students living in the technology center district who attend a public, private, parochial, charter, or home school are eligible to attend tuition-free.

Definitions of all terms can be found in the glossary at the beginning of this document.

Data provided by the following sources:

¹ Office of Accountability, State of Oklahoma

² Oklahoma Department of Career and Technology Education, Technology Center Services Division

³ Oklahoma Department of Career and Technology Education, Information Management Division

⁴ Oklahoma Department of Education

⁵ Technology Center