

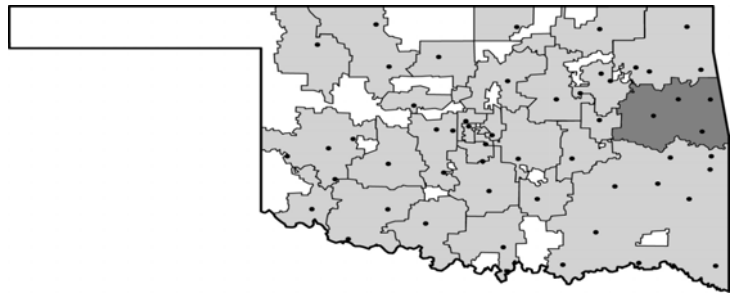
INDIAN CAPITAL TECHNOLOGY CENTER

**2403 North 41st Street East
Muskogee, Oklahoma 74403-1799
(918) 686-7565**

Mr. Anthony Pivec, Superintendent

www.ictctech.com

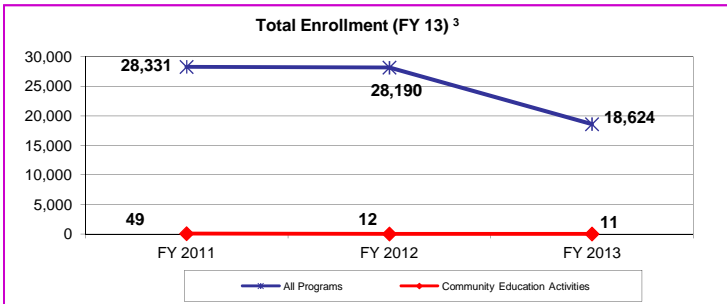
Oklahoma's CareerTech Districts:



DISTRICT OVERVIEW

Demographic Data ³ (FY 13)		
	Technology Center District Enrollment	Technology Centers Statewide Average
Caucasian	59.6%	72.8%
African American	5.5%	6.6%
Asian	0.3%	1.2%
Hispanic	4.8%	7.3%
American Indian	27.5%	10.8%
Two or More Races	2.3%	1.3%
Highest Educational Level for Adults Age 25+		
College Degree	21.8%	25.0%
H.S. Diploma w/o College Degree	71.2%	69.8%
Less than 12th Grade Education	7.0%	5.2%
Economically Disadvantaged Full-Time Secondary Students	60.1%	34.1%

Cost Per Student ² (FY 13)	Technology Center District	Statewide
Average Cost Per FTE Enrollment in Career Majors	\$7,091	\$8,298
Average Cost Per Enrollment in Bus. & Industry Programs	\$101	\$106



District Population & Partner Schools ^{1 & 3}

District population is 229,053 based on 2010 census data. School districts served include Belfonte, Braggs, Briggs, Brushy, Cave Springs, Central, Checotah, Coweta, Dahlongah, Fort Gibson, Gans, Gore, Grand View, Greasy, Haskell, Hildale, Hulbert, *Kansas, Keys, Liberty, Lowrey, Marble City, Maryetta, Midway, Moffett, *Moseley, Muldrow, Muskogee, Norwood, Okay, Oktaha, Peavine, Peggs, Porter Consolidated, Porum, Rocky Mountain, Roland, Sallisaw, Shady Grove, Skelly, Stillwell, Tahlequah, Tenkiller, Vian, Wagoner, Wainright, Warner, Watts, Webbers Falls, Westville, Woodall and Zion.

*Only portions of these school districts are members of the technology center district.

Financial Data ² (FY 13)			
	Technology Center District	Technology Center %	Statewide %
REVENUE			
General Fund Revenue			
Revenue			
Local Funds	\$10,917,046	62.9%	68.7%
Local Ad Valorem	\$9,311,246	85.3%	84.0%
Adult Tuition	\$836,901	7.7%	10.2%
Local Other	\$768,899	7.0%	5.8%
State Funds	\$4,534,920	26.1%	24.9%
Federal Funds	\$1,911,528	11.0%	6.4%
Total General Fund Revenue	\$17,363,494	100.0%	100.0%
Building Fund Revenue			
Total Local Revenue	\$2,474,959	100.0%	
Local Taxes	\$2,205,442	89.1%	
Local Other Sources	\$269,517	10.9%	
State	\$0	0.0%	
Federal	\$0	0.0%	
Total Building Fund Revenue	\$2,474,959	100.0%	
TOTAL REVENUE:		\$19,838,453	
General and Building Fund Expenditures			
Classroom Activity & Instructional Support	\$9,463,320	64.5%	61.3%
Guidance & Counseling	\$823,666	5.6%	5.2%
General Administration	\$380,971	2.6%	2.5%
General Support	\$1,473,322	10.0%	12.6%
Student Transportation	\$622,993	4.2%	3.0%
Operation of Plant	\$1,731,398	11.8%	15.1%
Other Services	\$179,619	1.2%	0.3%
Subtotal:	\$14,675,289	100.0%	100.0%
Additional Expenditures			
Capital Outlay	\$1,560,217		
Student Financial Aid	\$1,385,876		
Other Expenditures	\$925,924		
Subtotal:	\$3,872,017		
TOTAL EXPENDITURES:		\$18,547,306	

Definitions of all terms can be found in the glossary at the beginning of this document.

Data provided by the following sources:

¹ Office of Accountability, State of Oklahoma

² Oklahoma Department of Career and Technology Education, Technology Center Services Division

³ Oklahoma Department of Career and Technology Education, Information Management Division

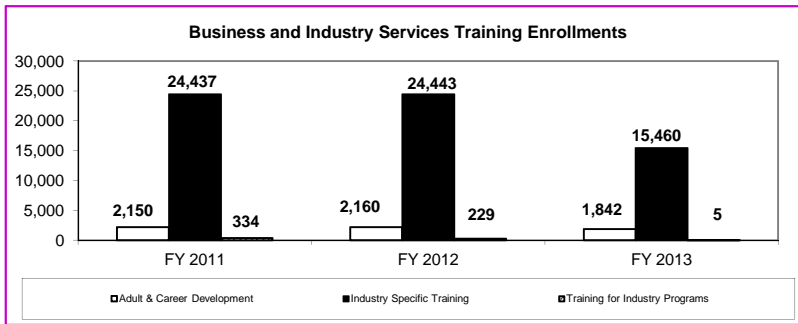
⁴ Oklahoma Department of Education

⁵ Technology Center

INDIAN CAPITAL TECHNOLOGY CENTER


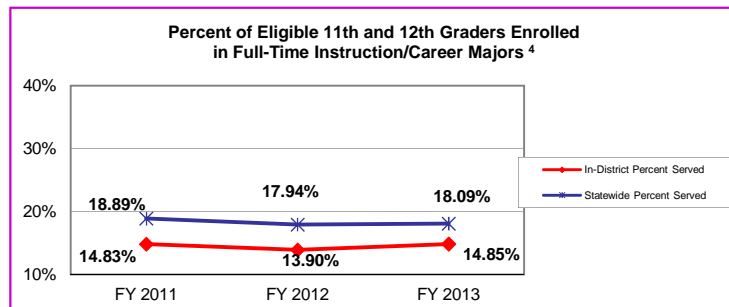
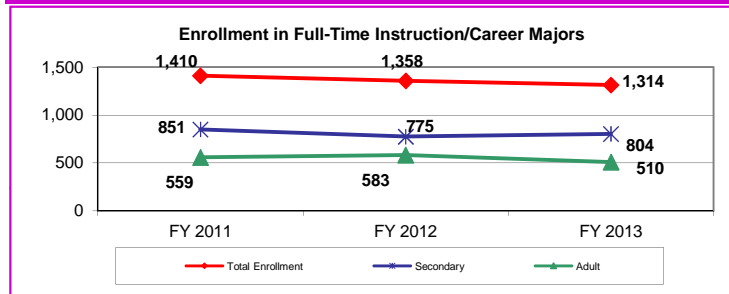
BUSINESS AND INDUSTRY SERVICES TRAINING³

Business and Industry Services Course Statistics		
Program Type (FY 13)	Number of Classes	Hours of Training
Adult and Career Development	382	13,005
Industry Specific Training	1,494	6,085
Training for Industry Programs	1	1
Total All Programs	1,877	19,091
Total Adjunct Instructors:	145	
Total Businesses & Industries Served:	934	



FULL-TIME INSTRUCTION AND CAREER MAJORS (FY 13)³

Instructors (FY 13) ²	
Career Major Instructors	57
National Board Certified Instructors	8
Average Annual Salary for Instructors (base salary):	
10 month contract:	\$48,828
11 month contract:	\$60,259
12 month contract:	\$56,459



Career Major Outcomes - Completion/Retention FY 13 ³			
Technology Center			
Completion Status:	Secondary	Adult	All Students
Retained/Completers	80%	86%	82%
Transfers	14%	2%	9%
Leavers	6%	11%	8%
Statewide			
Retained/Completers	83%	87%	84%
Transfers	13%	3%	9%
Leavers	4%	10%	7%

Career Major Outcomes - Placement FY 13 ³			
Technology Center			
Placement Status:	Secondary	Adult	All Students
Total Positive Placement	91%	86%	89%
Military	2%	1%	2%
Employed Related	33%	68%	49%
Employed Not Related	4%	6%	5%
Continuing Education	51%	11%	33%
Unemployed Seeking	6%	9%	7%
Not in Labor Force	3%	5%	4%
Statewide			
Total Positive Placement	95%	89%	93%
Military	3%	1%	2%
Employed Related	26%	66%	44%
Employed Not Related	6%	8%	7%
Continuing Education	61%	14%	40%
Unemployed Seeking	2%	5%	4%
Not in Labor Force	2%	5%	4%

PROJECTS AND UNIQUE ATTRIBUTES⁵

Indian Capital Technology Center is recognized by OkACTE as a Gold Star School and is ranked as the 8th largest Oklahoma technology center in total enrollments and the 5th largest technology center in Business and Industry Services enrollments. ICTC serves over 18,876 enrollees, 50 public school districts, and four private schools in all or part of seven counties with campus locations in Muskogee, Sallisaw, Stilwell, and Tahlequah. Secondary students living in the district attend ICTC tuition free.

ICTC offers 33 career majors in 12 career clusters focusing on meeting the needs of business and industry partners and preparing people for success in the workplace. Qualifying high school and adult students enrolled in 4,821 college credits towards an Associate of Applied Science degree through ICTC's College Alliance with Connors State College and OSU-Institute of Technology.

Definitions of all terms can be found in the glossary at the beginning of this document.

Data provided by the following sources:

¹ Office of Accountability, State of Oklahoma 36

² Oklahoma Department of Career and Technology Education, Technology Center Services Division

³ Oklahoma Department of Career and Technology Education, Information Management Division

⁴ Oklahoma Department of Education

⁵ Technology Center